



SCHOOL DISTRICT OF  
**PITTSVILLE**

# DISTRICT ADMINISTRATOR'S UPDATE

## Our Vision

To Engage and Develop Lifelong Learners by Inspiring ALL to Reach Their Full Potential

## Our Mission

To Collaborate With Families and the Community to Foster a Love of Learning, Strengthen and Expand Partnerships, and Provide Innovative Opportunities for ALL

# Strategic Plan 2023-2028

## Student Success

We will ensure student learning through a curriculum that aligns with state and national standards as well as the 'Vision' of a Pittsville Graduate that all students are career, college, and community ready.

## Wellness

We will support all students and staff to be healthy using a consistent framework to foster safe school environments, allowing them to grow and reach their goals

## Community



## Finance and Facilities

We will ensure we are fiscally responsible with our resources by creating effective learning spaces and quality facilities that sufficiently support education and our community.

## Partnerships and Community

We will create a learning environment that will enhance and develop partnerships between the school and community to support student learning and family engagement.

## People and Culture

We will demonstrate value for staff by improving recruitment, compensation, retention, and support in order to foster student growth.

# STATE REPORT CARD



WISCONSIN DEPARTMENT OF  
**Public Instruction**

<i>Accountability Rating Category</i>	<i>Accountability Score Range</i>	
	<i>Minimum</i>	<i>Maximum</i>
Significantly Exceeds Expectations – ★★★★★	83	100
Exceeds Expectations – ★★★★★☆	70	82.9
Meets Expectations – ★★★★★☆	58	69.9
Meets Few Expectations – ★★☆☆☆	48	57.9
Fails to Meet Expectations – ★☆☆☆☆	0	47.9

[Report Cards at a Glance](#)

# PITTSVILLE SCHOOL DISTRICT REPORT CARD

## Score Summary

**!** Please use caution when interpreting scores and ratings. Multiple years of data are used throughout the report card, including updated 2023-24 assessments. For more information, see <https://dpi.wi.gov/accountability/resources>.



**Exceeds Expectations**


★★★★

### PRIORITY AREA WEIGHTS




## Priority Area Scores


### ACHIEVEMENT




### GROWTH



### TARGET GROUP OUTCOMES



### ON-TRACK TO GRADUATION



# PITTSVILLE ELEMENTARY SCHOOL REPORT CARD



Exceeds Expectations

★★★★

PRIORITY AREA WEIGHTS



## Priority Area Scores

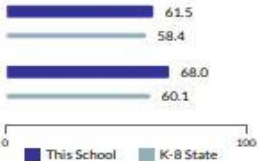
### ACHIEVEMENT



English Language Arts

Mathematics

Subject Area Scores



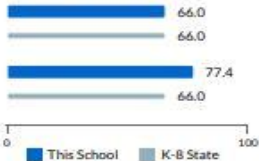
### GROWTH



English Language Arts

Mathematics

Subject Area Scores



### TARGET GROUP OUTCOMES



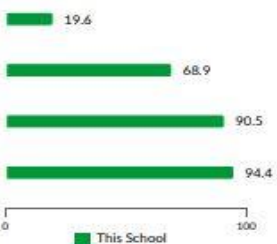
Achievement

Growth

Chronic Absenteeism

Attendance

Group Scores



### ON-TRACK TO GRADUATION



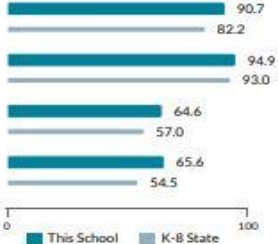
Chronic Absenteeism

School-wide Attendance

3rd Grade English Language Arts

8th Grade Mathematics

Area Scores



ELEMENTARY  
SCHOOL

# PITTSVILLE HIGH SCHOOL REPORT CARD

## Score Summary



Please use caution when interpreting scores and ratings. Multiple years of data are used throughout the report card, including updated 2023-24 assessments. For more information, see <https://dpi.wi.gov/accountability/resources>.

Overall Score

74.0

Exceeds Expectations



## PRIORITY AREA WEIGHTS



- ACHIEVEMENT
- GROWTH
- TARGET GROUP OUTCOMES
- ON-TRACK TO GRADUATION

## Priority Area Scores

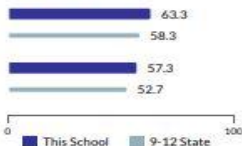
### ACHIEVEMENT



English Language Arts

Mathematics

#### Subject Area Scores



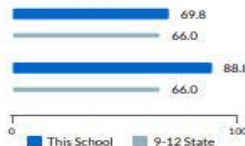
### GROWTH



English Language Arts

Mathematics

#### Subject Area Scores



### TARGET GROUP OUTCOMES



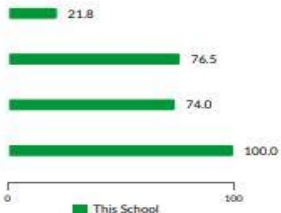
Achievement

Growth

Chronic Absenteeism

Graduation

#### Group Scores



### ON-TRACK TO GRADUATION



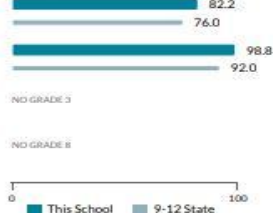
Chronic Absenteeism

Graduation

3rd Grade English Language Arts

8th Grade Mathematics

#### Area Scores



HIGH  
SCHOOL

# Statewide Sortable Rankings